

Sonic

Indoor Drum Fixture with Solid Shield Trim Ceiling or Wall Family—Damp Location

We reserve the right to revise the design or components of any product without notice.

CATALOG #		TYPE
PROJECT/LOCATION		
APPROVED BY		

SPECIFICATIONS

- DRIVER — Universal Voltage 120/277v Electronic Driver is standard for LED.
- DIFFUSER — Opal Acrylic Standard. Optional Polycarbonate.
- DECORATIVE TRIM — Heavy Gauge Aluminum with Solid Shield Trim.
- EMERGENCY — LED — Remote Emergency Battery.
- FINISH — Heavy Gauge Aluminum Trim. White Polyurethane Powder Coated Finish is Standard.
- HARDWARE INCLUDED — (1) J Boxstrap, (1) Nipple, (1) Cap Nut.
- LIGHT ENGINE — Energy Efficient Light Emitting Diode (LED).
- MOUNTING — Center Access Hole For Mounting To A “J” Box.
- PAN — White Polyurethane Finished Aluminum.
- SCREWS — Brass Thumb Screw.
- COMPLIANCE — Built to comply with U.S. and Canadian safety standards. Suitable for damp locations. **Made in USA / Buy America Compliant / Buy American Act.**



ORDERING INFO

Series	Wattage	CCT	CRI	Voltage	Finish	Mounting	Options

ORDERING GUIDE:

SERIES

SC-M = Sonic Drum (15¼" Dia.)

WATTAGE

LED25 = 25 Watt LED

COLOR TEMPERATURE (CCT)

- 3K = ±3000K range
- 35K = ±3500K range
- 4K = ±4000K range
- 5K = ±5000K range

COLOR RENDERING INDEX (CRI)

80CRI = 80 Color Rendering Index (STANDARD)
90CRI = 90 Color Rendering Index (Not Available for 5K)

VOLTAGE

347 = 347 Volts (Consult Factory)
UNV = Universal Voltage (120-277V) Driver

STANDARD FINISH

WH = White Finish — STANDARD

PREMIUM UPCHARGE FINISH

- BK = Black Finish
- BZ = Bronze Finish
- PNA = Painted Natural Aluminum
- SGR = Silver Gray
- CC = Custom Color (Visit www.ralcolor.com)
— Provide RAL# or Make-to-Match Color Chip

INHIBITOR FINISH

+NAT = Epoxy Coating for Chlorine Environments
— LED Boards Only

MOUNTING

- SM = Surface Mount — STANDARD
- AAC = Adjustable Aircraft Cable (Up to 120")
- PEND12-SWC-RR = Pendant 12" Length Conduit Stem (½" IPS)
— Includes Swivel Canopy for 4" Round Box
- PEND24-SWC-RR = Pendant 24" Length Conduit Stem (½" IPS)
— Includes Swivel Canopy for 4" Round Box
- PEND36-SWC-RR = Pendant 36" Length Conduit Stem (½" IPS)
— Includes Swivel Canopy for 4" Round Box
- PENDXX-SWC-RR = Pendant Custom Length Conduit Stem (½" IPS)
— Includes Swivel Canopy for 4" Round Box

CONTROL OPTIONS (Choose from Manual or Sensor)

- MANUAL CONTROL (Wall Switch or Control System)
Note: Cannot be used with Sensor Controls below
- Note: 0-10V (100-30%) Dimming is Standard
- D7A = 0-10VDC LED Dimming Driver (100-10%)
- D7B = 0-10VDC LED Dimming Driver (100-1%)
- BLS = Bi-Level Switching — Using 2 Drivers (2UNV)

OR

Sensor Control (Sensor Integral to Fixture)

- Note: Cannot be used with Manual Controls above
- Note: See Accessory Options for Required Remote Controller
- OCC = Occupancy Sensing | Motion Sensor Integral²⁰
— Microwave / Single Feed / 120/277V Only
— Standby Dim Level Presets: ON/OFF (0%/100%)
- BLD = Bi-Level Dimming | Motion Sensor Integral²⁰
— Microwave / Single Feed / 120/277V Only
— Standby Dim Level Presets:
10% / 20% / 30% (Standard) / 50%
— Note: BLD not compatible with REL Options

MISC OPTIONS

- FUS = Single Fusing
- DFUS = Double Fusing
- TP = Tamperproof Screws

EMERGENCY BATTERY OPTIONS ^{30 35}

Meets California Energy Commission Title 20:

(CEC-400-2014-009-CMF) Efficiency Standards

- EL8W = Integral LED 8 Watt
- REL8W = Remote LED 8 Watt

Cold Weather Emergency Batteries:

Operating Temp: -20°C thru 50°C / NON-CEC Compliant
REL10W-CW = Remote LED 10 Watt (Cold Weather)

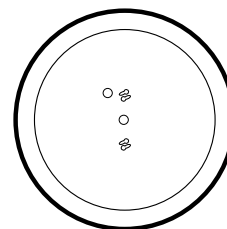
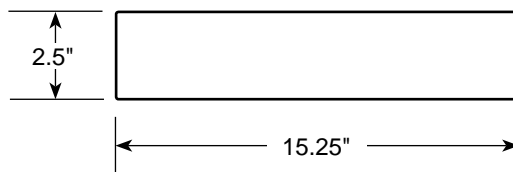
ACCESSORY OPTIONS (order as a separate line)

- 9002 = Tamperproof Screwdriver
- REMT0019 = Remote Controller for Sensor Options

NOTES:

- ²⁰ Max mounting height of fixture is 10' (10 feet).
- ³⁰ Max WHIP length with the REL provided by the factory is 8 feet.
- ³⁵ Final selection of the Battery Pack under discretion of Factory.

DIMENSIONS



MOUNTING DIMENSIONS



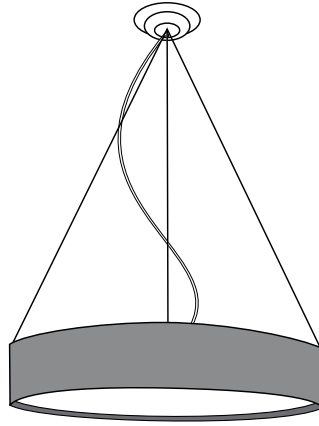
Sonic

*Indoor Drum Fixture
with Solid Shield Trim
Ceiling or Wall Family – Damp Location*

We reserve the right to revise the design or components of any product without notice.

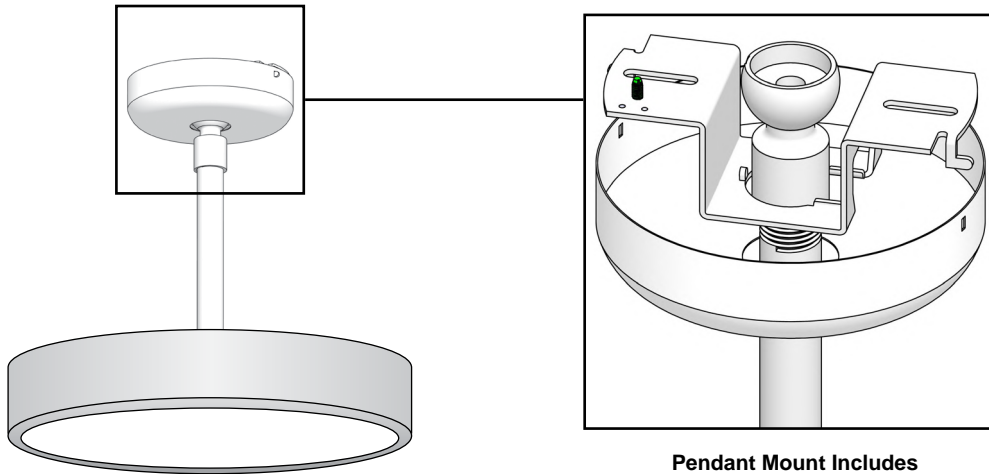
CATALOG #		TYPE
PROJECT/LOCATION		
APPROVED BY		

AIRCRAFT CABLE MOUNTING



Adjustable Aircraft Cable (AAC)
Up to 120"

PENDANT CANOPY SWIVEL KIT



**Pendant Mount Includes
Canopy Swivel Kit**