

# Hanover

## Wattage and CCT Selectable Wall Pack

### High Performance LED / Built-In Heatsink

### Vandal Resistant / Wet Location Listed

We reserve the right to revise the design or components of any product without notice.

CATALOG #		TYPE
PROJECT/LOCATION		
APPROVED BY		

#### SPECIFICATIONS

- DRIVER — Universal Voltage 120/277V (50/60Hz) Electronic Driver with 0-10V (100-30%) dimming.
- FINISH — UV stabilized powder coated finish.
- HOUSING — Heavy duty die-cast aluminum with corrosion resistant hardware.
- LIGHT ENGINE — Energy Efficient LED - Selectable Wattage/CCT. Ra>70
- LENS — Heat and impact resistant polycarbonate lens.
- LIFETIME — >50,000Hrs @ L70
- MOUNTING — Wall Mount.
- STARTING TEMP — -40°C / -40°F
- COMPLIANCE — Built to comply with U.S. and Canadian Safety Standards. UL/cUL listed for Wet Locations.
- WARRANTY — 5-year Limited Warranty.



#### ORDERING INFO

	Series	Size	Wattage	CCT	Distribution	Voltage	Finish	Options
ORDERING GUIDE:								

##### SERIES

HN = Hanover Series

##### SIZE

S = Small (14.2"W x 9.55"H x 5.15"D)  
L = Large (14.2"W x 9.55"H x 8.15"D)

##### WATTAGE

Note: Refer to Below Chart for Size / Wattage Compatibility  
SLED = \*Selectable LED Wattage

##### COLOR TEMPERATURE (CCT)

SCCT = \*Selectable CCT: 3000K | 4000K | 5000K

\*Note: Fixtures will ship from factory at lowest wattage and warmest CCT. It is the installer's responsibility to set the fixture at the desired wattage and CCT for their project.

##### DISTRIBUTION

IV = Type IV Distribution

##### VOLTAGE

UNV = Universal Volt (120-277v) Driver

##### STANDARD FINISH

BZ = Bronze Finish

##### PREMIUM UPCHARGE FINISH

Note: Minimum Order Quantity of 5pcs  
BK = Black Finish  
SV = Silver Finish  
WH = White Finish

##### PHOTOCELL OPTION

9328 = Photocell Button (120/277V)  
— Field Selectable: On/Off Switch

##### EMERGENCY BATTERY OPTIONS

EL8W = Integral LED 8 Watt (Size Small Only)

SIZE	WATTAGE	LUMENS (±10%)	LPW
SMALL	20 Watts	2,797 Lumens	139 lm/W
	30 Watts	4,195 Lumens	139 lm/W
	40 Watts	5,594 Lumens	139 lm/W
LARGE	60 Watts	7,729 Lumens	129 lm/W
	80 Watts	10,305 Lumens	129 lm/W
	100 Watts	14,169 Lumens	129 lm/W

NOTE: Lumen Output is based on 4000K CCT.



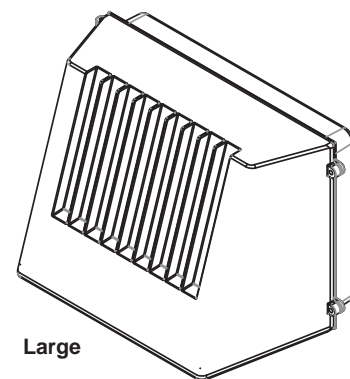
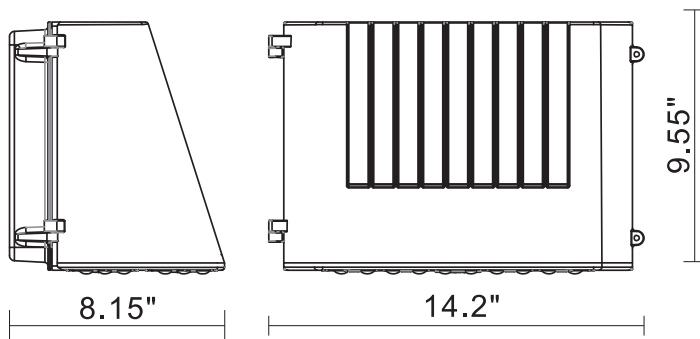
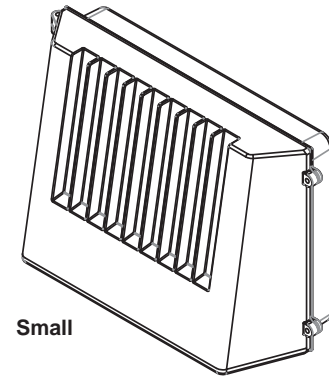
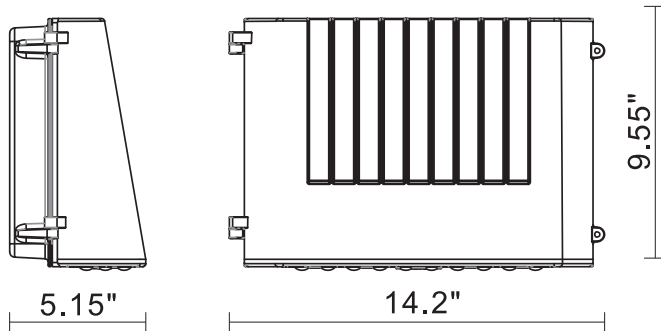
# Hanover

**Wattage and CCT Selectable Wall Pack**  
**High Performance LED / Built-In Heatsink**  
**Vandal Resistant / Wet Location Listed**

We reserve the right to revise the design or components of any product without notice.

CATALOG #		TYPE
PROJECT/LOCATION		
APPROVED BY		

## DIMENSIONS




## FEATURES / OPTIONS

Integrated heatsink provides optimal thermal dissipation which allows the fixture to operate at maximum performance during long intervals of time.


Integral Emergency Battery Option

Heat and impact resistant polycarbonate lens designed for maximum light output.



Optional Photocell  
Field Selectable  
On/Off Switch

Selectable LED Wattage / CCT Switch



Hinged doorframe for hands-free, easy access to internal components and electrical compartment.