

572-N • 574-N

Vandal Resistant Narrow Linear Fixture

SELECTABLE LED WATTAGE / CCT SERIES

Wet Location (Covered Ceiling)

We reserve the right to revise the design or components of any product without notice.

CATALOG #		TYPE
PROJECT/LOCATION		
APPROVED BY		

SPECIFICATIONS

- APPLICATIONS — Stairwells, Locker Rooms, Corridors, Hallways, Lavatories.
- DRIVER — Universal volt (120-277v) electronic driver.
- FASTENERS — Flat head stainless steel torx screws.
- FINISH — Polyester powder coated finish.
- HOUSING — Aluminum housing and heatsink.
- LENS — Polycarbonate translucent lens for uniform light distribution.
- LIGHT ENGINE — Energy Efficient LED - Selectable Wattage / CCT.
- MOUNTING — Surface mount to ceiling J-BOX via pre-cut mounting holes or pendant mount with two stems and swivel canopies.
- COMPLIANCE — Built to comply with U.S. and Canadian Safety Standards.
Complies with CE, CB, SAA, and the Buy American Act. ETL listed and suitable for indoor wet locations (covered ceiling).
- WARRANTY — 5-year Limited Warranty.



ORDERING INFO - SELECTABLE WATTAGE/CCT SERIES

ORDERING GUIDE:	Series	Mounting	Wattage	CCT	Voltage	Finish	Options

SERIES

572-N = 572 Narrow 2-Foot LED Linear Series
574-N = 574 Narrow 4-Foot LED Linear Series

MOUNTING

SM = Surface Ceiling Mount

PEND = Pendant Mount

- 12" Stem is Standard (2 Per Fixture)
- For Other Stem Lengths (Consult Factory)

Choose Pendant Canopy Style:

- SWC-RR = Swivel Canopy for 4" Round J-Box
— Rapid Mount with Hinged Door
- SWC-SR = Swivel Canopy for 4" Square J-Box
— Rapid Mount with Hinged Door

WATTAGE

SLED = *Selectable LED Wattage
— 2-Foot: 20W | 30W | 40W
— 4-Foot: 35W | 42W | 50W

COLOR TEMPERATURE (CCT)

SCCT = *Selectable CCT: 3000K | 4000K | 5000K

**Note: Fixtures will ship from factory at lowest wattage and warmest CCT. It is the installer's responsibility to set the fixture at the desired wattage and CCT for their project.*

VOLTAGE

UNV = Universal Volt (120-277v) Electronic Driver
— Non-Dimmable

STANDARD FINISH

WH = White Finish

PREMIUM UPCHARGE FINISH

BK = Black Finish
BZ = Bronze Finish
SGR = Silver Gray Finish
CC = Custom Color (Visit www.ralcolor.com)
— Provide RAL# or Make-to-Match Color Chip

BACK BOX OPTIONS

BBX2 = Back Box for 2-Foot
BBX4 = Back Box for 4-Foot

SENSOR OPTIONS

OCC = Occupancy Sensing | Motion Sensor Integral ²⁰
— Standby Dim Level Presets: ON/OFF (0%/100%)

EMERGENCY BATTERY OPTIONS

EL10W = Integral 10 Watt Emergency Battery

MISC OPTIONS

TDM = Tandem Joined Fixtures ²

NOTES:

- ² Backbox (BB) Required.
- ²⁰ Max mounting height is 18' (18 feet).

572-N • 574-N

Vandal Resistant Narrow Linear Fixture

STATIC LED WATTAGE / CCT SERIES

Wet Location (Covered Ceiling)

We reserve the right to revise the design or components of any product without notice.

CATALOG #		TYPE
PROJECT/LOCATION		
APPROVED BY		

SPECIFICATIONS

- APPLICATIONS — Stairwells, Locker Rooms, Corridors, Hallways, Lavatories.
- DRIVER — Universal volt (120-277v) electronic driver.
- FASTENERS — Flat head stainless steel torx screws.
- FINISH — Polyester powder coated finish.
- HOUSING — Aluminum housing and heatsink.
- LENS — Polycarbonate translucent lens for uniform light distribution.
- LIGHT ENGINE — Energy Efficient LED - Static Wattage / CCT.
- MOUNTING — Surface mount to ceiling J-BOX via pre-cut mounting holes or pendant mount with two stems and swivel canopies.
- COMPLIANCE — Built to comply with U.S. and Canadian Safety Standards.
Complies with CE, CB, SAA, and the Buy American Act. ETL listed and suitable for indoor wet locations (covered ceiling).
- WARRANTY — 5-year Limited Warranty.



ORDERING INFO - STATIC WATTAGE/CCT SERIES

Series	Mounting	Wattage	CCT	Voltage	Finish	Options

SERIES

572-N = 572 Narrow 2-Foot LED Linear Series
574-N = 574 Narrow 4-Foot LED Linear Series

MOUNTING

SM = Surface Ceiling Mount

PEND = Pendant Mount

— 12" Stem is Standard (2 Per Fixture)

— For Other Stem Lengths (Consult Factory)

Choose Pendant Canopy Style:

SWC-RR = Swivel Canopy for 4" Round J-Box

— Rapid Mount with Hinged Door

SWC-SR = Swivel Canopy for 4" Square J-Box

— Rapid Mount with Hinged Door

WATTAGE

Note: Refer to Below Chart for Size / Wattage Compatibility
LED(xx) = LED (xx = Wattage, ex: LED40)

COLOR TEMPERATURE (CCT)

3K = \pm 3000K range LED

35K = \pm 3500K range LED

4K = \pm 4000K range LED

5K = \pm 5000K range LED

VOLTAGE

UNV = Universal Volt (120-277v) Electronic Driver

— 0-10V Dimming (100-30%) is Standard

STANDARD FINISH

WH = White Finish

PREMIUM UPCHARGE FINISH

BK = Black Finish

BZ = Bronze Finish

SGR = Silver Gray Finish

CC = Custom Color (Visit www.ralcolor.com)

— Provide RAL# or Make-to-Match Color Chip

BACK BOX OPTIONS

BBX2 = Back Box for 2-Foot

BBX4 = Back Box for 4-Foot

CONTROL OPTIONS (Choose from Manual or Sensor)

MANUAL CONTROL (Wall Switch or Control System)

Note: Cannot be used with Sensor Controls

Note: 0-10V (100-30%) Dimming is Standard

D7A = 0-10VDC LED Dimming Driver (100-10%)

D7B = 0-10VDC LED Dimming Driver (100-1%)

OR

Sensor Control (Sensor Integral to Fixture)

Note: Cannot be used with Manual Controls

OCC = Occupancy Sensing | Motion Sensor Integral ²⁰

— Standby Dim Level Presets: ON/OFF (0%/100%)

BLD = Bi-Level Dimming | Motion Sensor Integral ²⁰

— Standby Dim Level Presets:

10% / 20% / 30% (Standard) / 50%

EMERGENCY BATTERY OPTIONS

EL10W = Integral 10 Watt Emergency Battery

MISC OPTIONS

TDM = Tandem Joined Fixtures ²

ACCESSORY OPTIONS (order as a separate line)

REMT0019 = Remote Controller for BLD Sensor Option

Fixture		572-N	574-N
Light Emitting Diode	LED	20W / 30W / 40W	30W / 40W / 50W

NOTES:

² Backbox (BB) Required.

²⁰ Max mounting height is 18' (18 feet).

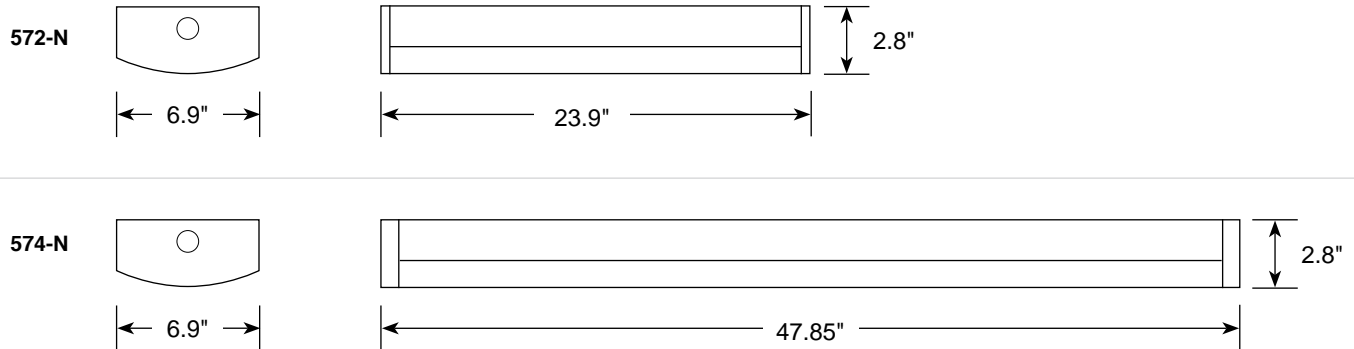
572-N • 574-N

Vandal Resistant Narrow Linear Fixture
Selectable or Static LED Wattage / CCT
Wet Location (Covered Ceiling)

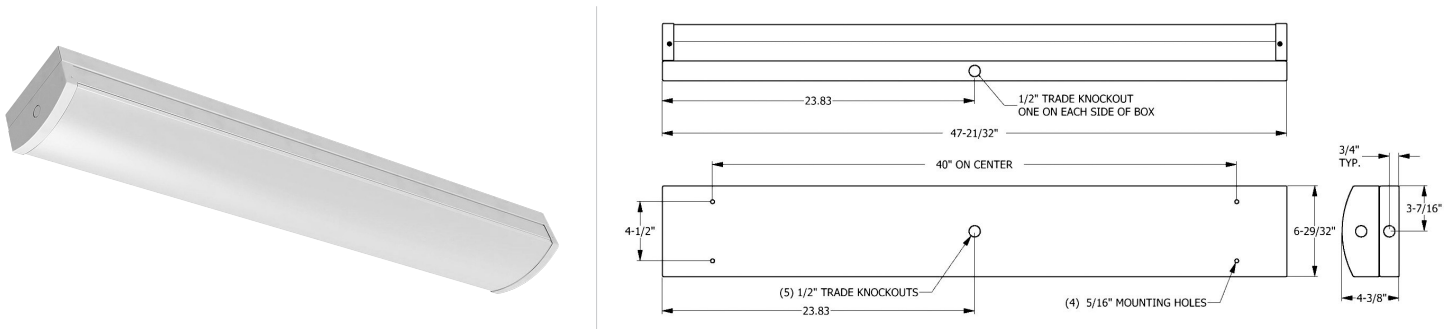
We reserve the right to revise the design or components of any product without notice.

CATALOG #		TYPE
PROJECT/LOCATION		
APPROVED BY		

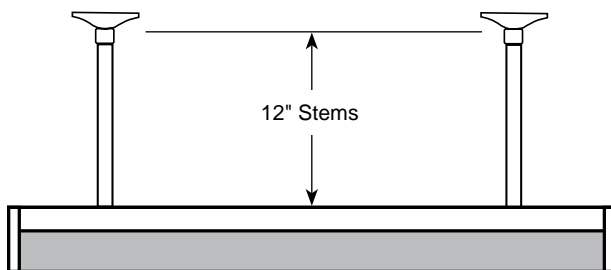
DIMENSIONS



BACK BOX OPTION



PENDANT MOUNT



Swivel Canopy 4"
for Round/Octagonal J-BOX
(PEND-SWC-RR)



Swivel Canopy 4"
for Square J-BOX
(PEND-SWC-SR)

PHOTOMETRIC DATA

Summary of Results 574-N-LED42-4K-UNV					
Lumen Output	Efficacy	Input Power	CCT	Distribution	BUG Rating
5,668.6 Lumens	129.4 Lm/W	43.79W	4000K	Type VS	B2-U3-G2

LCS Summary	
Zone	Lumens
Forward Low (0-30)	680.6
Forward Medium (30-60)	1309.1
Forward High (60-80)	551.0
Forward Very High (80-90)	114.2
Back Low (0-30)	683.9
Back Medium (30-60)	1323.6
Back High (60-80)	560.6
Back Very High (80-90)	117.1
Up Low (90-100)	116.5
Up High (100-180)	212.0

